

# How to download FreeStyle LibreLink app onto your smartphone



**easy  
read**

The pictures in this document are only to help you understand it.

The people are not real patients.

The sugar levels are not real patients' numbers.

# Introduction



An **app** is a computer programme that you have on your **smartphone** to help you do something.



A **smartphone** is a phone that connects to the internet.



The FreeStyle LibreLink app is free to download and free to use.



You can get more information about which phones work with this system on our website:

[www.FreeStyleLibre.co.uk/Libre](http://www.FreeStyleLibre.co.uk/Libre)



You need to register with LibreView to use the FreeStyle LibreLink app.

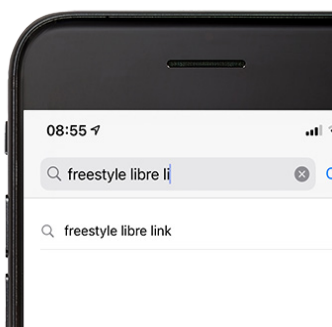
# If you have an Apple phone:



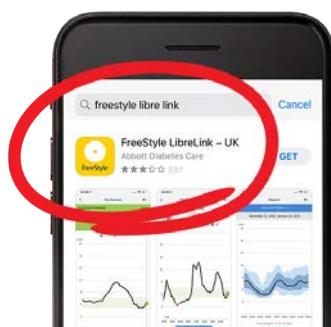
- go to the App store



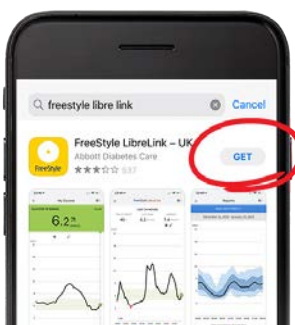
- tap 'Search'



- type in 'FreeStyle LibreLink'



- look for FreeStyle LibreLink - UK



- tap 'Get'



- install by typing in your Apple ID. This is your email and the password you use with Apple



- open the app



- follow the instructions to set it up.



If you have registered with LibreView, you can sign in with your LibreView account.

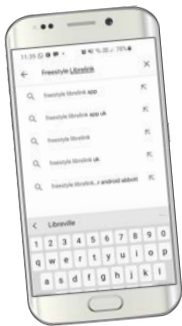


If you start with the FreeStyle LibreLink app, you will need to confirm your name and date of birth.

# If you have any other type of smartphone:



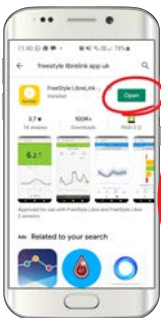
- go to the Google Play Store



- type 'FreeStyle LibreLink' where it says 'Search'



- look for FreeStyle LibreLink - UK and tap it



- tap 'open'



- open the app



- follow the instructions to set it up.



If you have registered with LibreView, you can sign in with your LibreView account.



If you start with the FreeStyle LibreLink app, you will need to confirm your name and date of birth.

# Share the information with your doctor



You can share the information about how you are managing your diabetes with your doctor.



If you are using the reader to scan your sensor, instead of the app, you will need to connect the yellow cable to the computer to download your sugar levels to LibreView.



Every time you scan with your phone, your sugar levels get sent to your doctor automatically whenever there is an internet connection.



If you want to share your sugar levels with your doctor, you will need to ask them for their Practice ID.



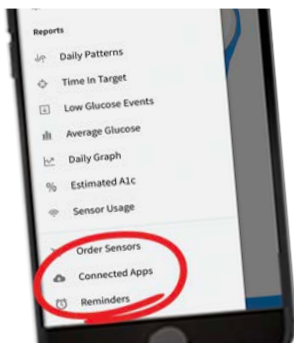
A Practice ID is some numbers and letters that tell the app which doctor you are seeing.



## How to share information with your doctor

On your smartphone:

- open the menu



- tap 'Connected Apps'



- go to LibreView and tap 'Connect'





- tap 'Connect to a practice'



- type in your doctor's Practice ID



- tap 'Next'



- tap 'Connect'



- tap 'Done'.




You are now sharing information about how you are managing your diabetes with your doctor, whenever there is an internet connection.

# If you need help



For help with the app, please call  
**0800 170 1177.**



This telephone line is open Monday to  
Friday 8:00am to 8:00pm.



Or you can email:  
**[adchelpuk@abbott.com](mailto:adchelpuk@abbott.com)**

FreeStyle **Libre** 

 **Abbott**  
*life. to the fullest.®*

© 2020, Abbott. FreeStyle, Libre, and related brand marks are marks of Abbott.

ADC-29493 (v1.0) 11/20

Easy Read by [easy-read-online.co.uk](http://easy-read-online.co.uk)